

Product Information

JUNA 9 | 7

Juna is a complete family of hearing aids, suitable for users with mild to severe hearing losses. Juna custom instruments come with more power and additional wireless functionality in selected styles.

Juna features the Bernafon proprietary Audio Efficiency™ technology that incorporates first-class features such as Reverb Reduction and i-VC. New wireless accessories are also introduced with Juna.

BTE



JU 9|7
CPx

JU 9|7
CP

JU 9|7
N

JU 9|7
NR

ITE



JU 9|7
ITEPD/ITED

JU 9|7
ITCPD/ITCD

JU 9|7
ITC

JU 9|7
CICIP

JU 9|7
CICx/CIC

JU 9
IIC

Audio Efficiency™

Speech

- ChannelFree™
- Speech Cue Priority™
- Frequency Composition™
- True Directionality™*
- i-VC

Comfort

- Adaptive Feedback Canceller Plus
- Adaptive Noise Reduction Plus
- Transient Noise Reduction
- Reverb Reduction*
- Binaural Coordination

Individualization

- Live Music and Cinema Programs
- Comfort in Airplane Program*
- Wireless Connectivity
- Language Specific Targets
- REMfit™

Additional Features

Technical Features

- Digital signal processing up to 10 kHz
- Multi-Environment Program
- Environment Optimizer
- Auto Telephone (detection)
- Telecoil
- Adaptive High-Frequency Directionality*
- Hydrophobic coating for all BTEs
- Dust and water protection for all BTEs (IP57)


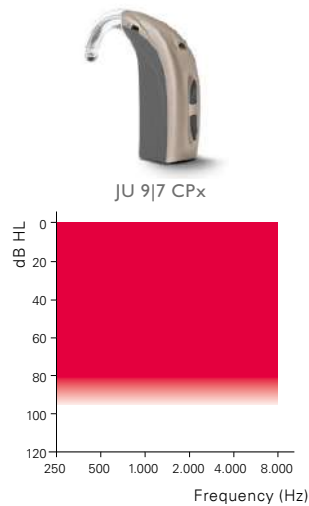
Customization Features

- Data Logging
- Data Learning
- VC Learning Limits* and Smart VC*
- Up to 16 listening program options
- 4 freely-assignable program slots
- DAI/FM adapter

* In Juna 9 only

COMPACT POWER PLUS

COMPACT POWER



2CC COUPLER

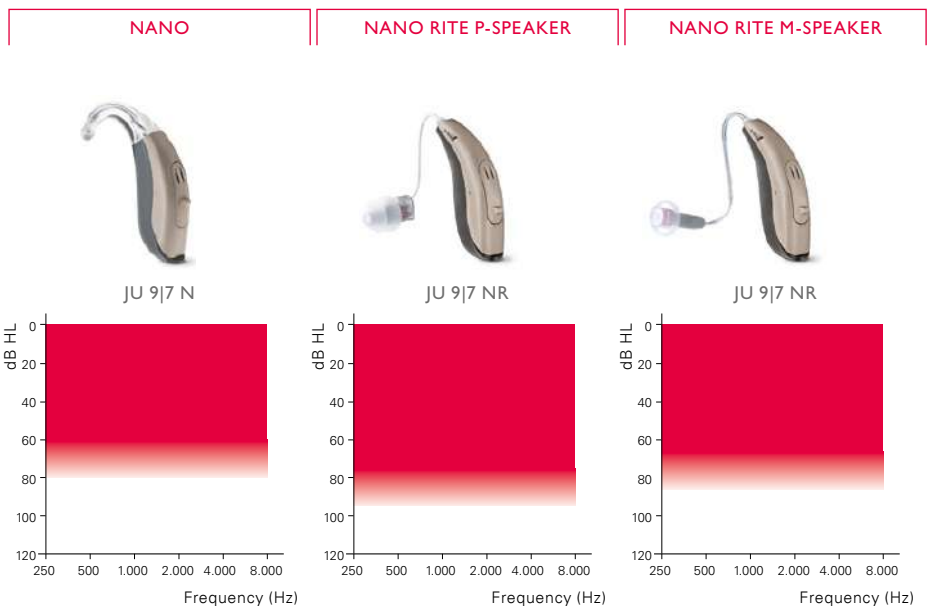
EAR SIMULATOR

	CPx	CP	CPx	CP
OSPL 90, Peak (dB SPL)	132*	128	138*	135*
OSPL 90, 1600 Hz (dB SPL)	127	122	136*	130
HFA-OSPL 90 (dB SPL)	123	119	-	-
Full-On Gain, Peak (dB)	71	62	77	68
Full-On Gain, 1600 Hz (dB)	65	55	74	63
HFA Full-On Gain (dB)	59	52	-	-
Reference Test Gain (dB)	48	41	61	55
Program Selector	●	●	●	●
Local Volume Control	●	●	●	●
Telecoil	●	●	●	●
Auto Telephone Detection	●	●	●	●
FM Adapter	○	○	○	○
DAI Adapter	○	○	○	○
Battery Size	13	13	13	13
Earhook	●	●	●	●
Spira Flex Thin Tube 0.9 / 1.3	●	●	●	●
Microphone System	dual omni	dir	dual omni	dir
RC-N Remote Control	○	○	○	○
SoundGate 3 (Bluetooth®)	○	○	○	○
SoundGate Mic	○	○	○	○
TV Adapter 2	○	○	○	○
Phone Adapter 2	○	○	○	○

● standard ○ optional

*"2cc" refers to a coupler according to IEC 60318-5. "Ear simulator" refers to a coupler according to IEC 60318-4. Applied versions: IEC 60118-7:2005, IEC 60118-0:1994 and ANSI S3.22:2009.

* Special care should be taken when fitting and using a hearing instrument with maximum sound pressure capability in excess of 132 dB SPL (IEC 60318-4) since there may be a risk of impairing the remaining hearing of the hearing instrument user.



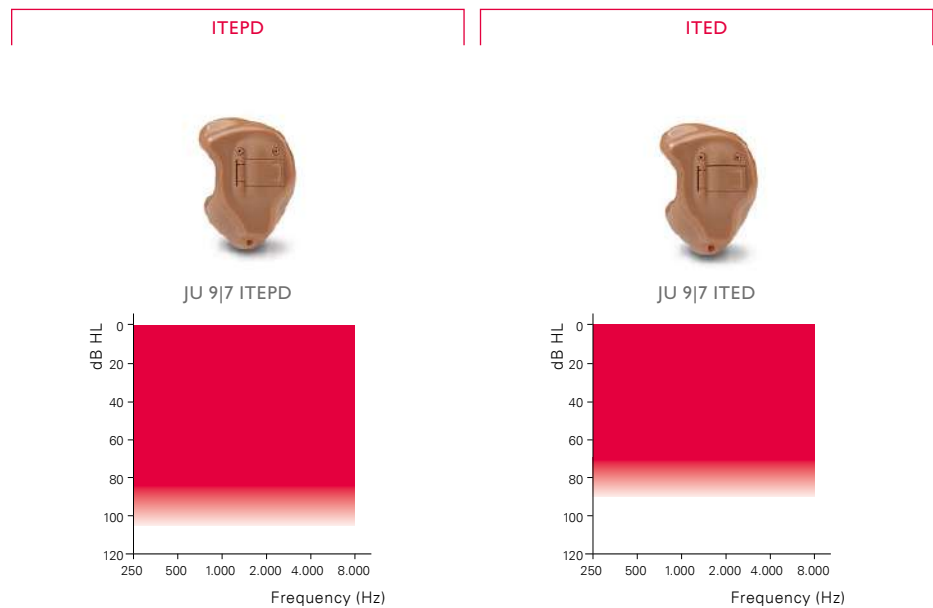
	2CC COUPLER			EAR SIMULATOR		
	N	NR		N	NR	
		P-SPEAKER	M-SPEAKER		P-SPEAKER	M-SPEAKER
OSPL 90, Peak (dB SPL)	122	124	109	127	133*	121
OSPL 90, 1600 Hz (dB SPL)	122	122	106	127	131	115
HFA-OSPL 90 (dB SPL)	115	119	106	-	-	-
Full-On Gain, Peak (dB)	48	65	50	55	75	61
Full-On Gain, 1600 Hz (dB)	48	61	43	53	70	53
HFA Full-On Gain (dB)	41	59	45	-	-	-
Reference Test Gain (dB)	35	43	29	46	55	37
Program Selector	●**		●**	●**		●**
Local Volume Control	**		**	**		**
Telecoil	-		●	-		●
Auto Telephone Detection	-		●	-		●
FM Adapter	-		-	-		-
DAI Adapter	-		-	-		-
Battery Size	312		312	312		312
Earhook	●		n.a.	●		n.a.
Spira Flex Thin Tube 0.9 / 1.3	●		n.a.	●		n.a.
Microphone System	dir		dir	dir		dir
RC-N Remote Control	○		○	○		○
SoundGate 3 (Bluetooth®)	○		○	○		○
SoundGate Mic	○		○	○		○
TV Adapter 2	○		○	○		○
Phone Adapter 2	○		○	○		○

● standard ○ optional

"2cc" refers to a coupler according to IEC 60318-5. "Ear simulator" refers to a coupler according to IEC 60318-4. Applied versions: IEC 60118-7:2005, IEC 60118-0:1994 and ANSI S3.22:2009.

* Special care should be taken when fitting and using a hearing instrument with maximum sound pressure capability in excess of 132 dB SPL (IEC 60318-4) since there may be a risk of impairing the remaining hearing of the hearing instrument user.

**Push button can be programmed for volume control use



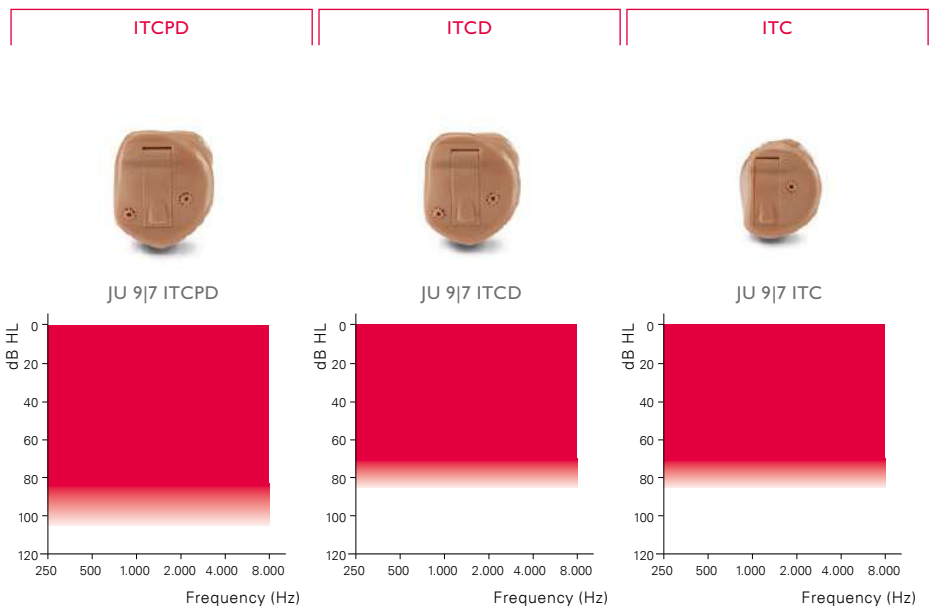
	2CC COUPLER		EAR SIMULATOR	
	ITEPD	ITED	ITEPD	ITED
OSPL 90, Peak (dB SPL)	127	121	135*	130
OSPL 90, 1600 Hz (dB SPL)	123	114	130	122
HFA-OSPL 90 (dB SPL)	121	115	-	-
Full-On Gain, Peak (dB)	63	52	70	61
Full-On Gain, 1600 Hz (dB)	58	45	64	53
HFA Full-On Gain (dB)	56	46	-	-
Reference Test Gain (dB)	44	38	54	46
Program Selector	○**	○**	○**	○**
Local Volume Control	**	**	**	**
Telecoil	○	○	○	○
Auto Telephone Detection	○	○	○	○
Battery Size	13	13	13	13
Microphone System	dir	dir	dir	dir
RC-N Remote Control	○	○	○	○
SoundGate 3 (Bluetooth®)	○	○	○	○
SoundGate Mic	○	○	○	○
TV Adapter 2	○	○	○	○
Phone Adapter 2	○	○	○	○

○ optional

"2cc" refers to a coupler according to IEC 60318-5. "Ear simulator" refers to a coupler according to IEC 60318-4. Applied versions: IEC 60118-7:2005, IEC 60118-0:1994 and ANSI S3.22:2009.

* Special care should be taken when fitting and using a hearing instrument with maximum sound pressure capability in excess of 132 dB SPL (IEC 60318-4) since there may be a risk of impairing the remaining hearing of the hearing instrument user.

**Push button can be programmed for volume control use



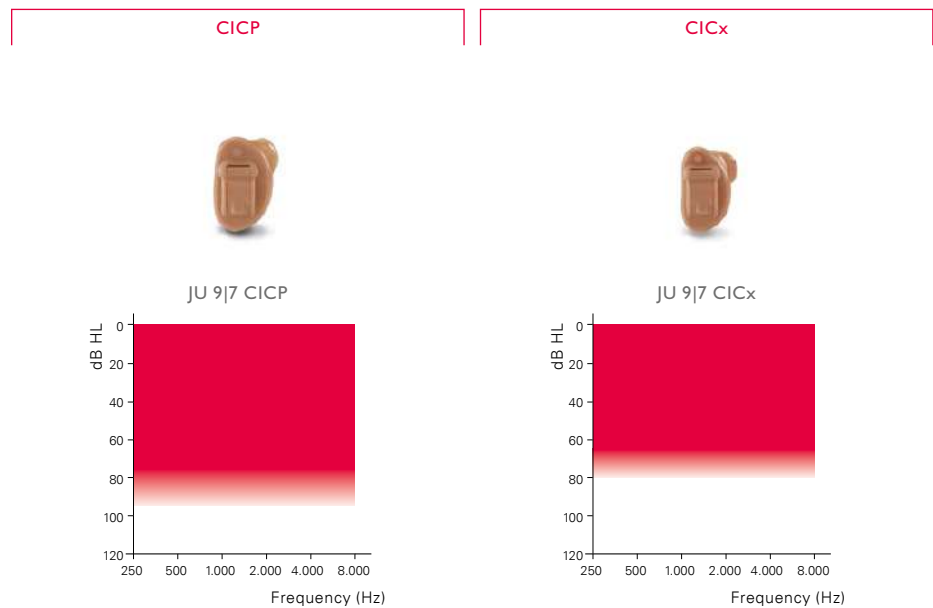
	2CC COUPLER			EAR SIMULATOR		
	ITCPD	ITCD	ITC	ITCPD	ITCD	ITC
OSPL 90, Peak (dB SPL)	127	117	117	135*	128	128
OSPL 90, 1600 Hz (dB SPL)	123	111	111	130	119	120
HFA-OSPL 90 (dB SPL)	121	112	113	-	-	-
Full-On Gain, Peak (dB)	63	50	50	70	59	59
Full-On Gain, 1600 Hz (dB)	58	40	40	64	48	49
HFA Full-On Gain (dB)	56	43	43	-	-	-
Reference Test Gain (dB)	44	35	35	54	41	42
Program Selector	○**	○**	○	○**	○**	○
Local Volume Control	**	**	○	**	**	○
Telecoil	○	○	○	○	○	○
Auto Telephone Detection	○	○	○	○	○	○
Battery Size	312	312	312	312	312	312
Microphone System	dir	dir	omni	dir	dir	omni
RC-N Remote Control	○	○	-	○	○	-
SoundGate 3 (Bluetooth®)	○	○	-	○	○	-
SoundGate Mic	○	○	-	○	○	-
TV Adapter 2	○	○	-	○	○	-
Phone Adapter 2	○	○	-	○	○	-

○ optional

"2cc" refers to a coupler according to IEC 60318-5. "Ear simulator" refers to a coupler according to IEC 60318-4. Applied versions: IEC 60118-7:2005, IEC 60118-0:1994 and ANSI S3.22:2009.

* Special care should be taken when fitting and using a hearing instrument with maximum sound pressure capability in excess of 132 dB SPL (IEC 60318-4) since there may be a risk of impairing the remaining hearing of the hearing instrument user.

**Push button can be programmed for volume control use

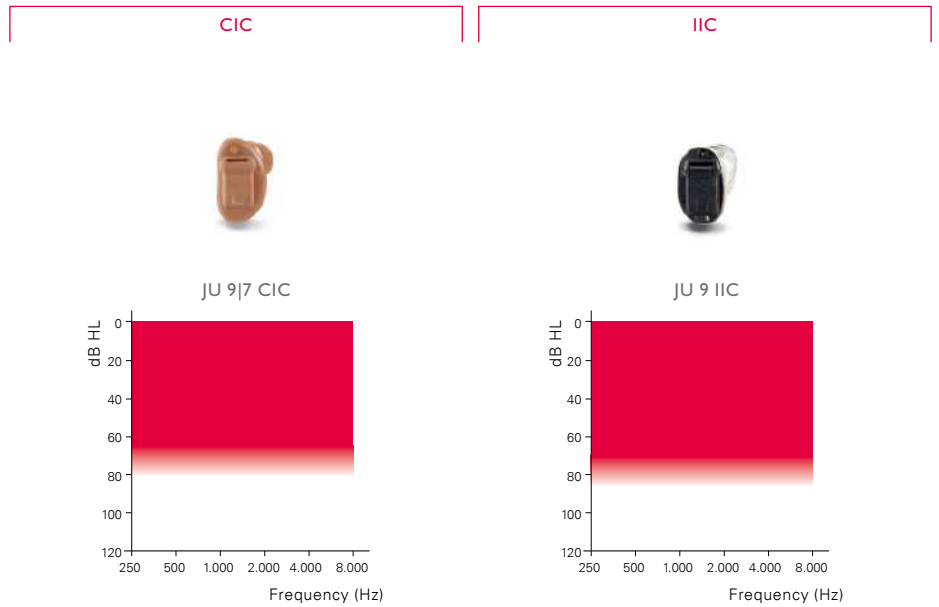


	2CC COUPLER		EAR SIMULATOR	
	CICP	CICx	CICP	CICx
OSPL 90, Peak (dB SPL)	117	109	126	119
OSPL 90, 1600 Hz (dB SPL)	110	101	118	108
HFA-OSPL 90 (dB SPL)	112	102	-	-
Full-On Gain, Peak (dB)	48	43	58	53
Full-On Gain, 1600 Hz (dB)	41	33	49	40
HFA Full-On Gain (dB)	43	35	-	-
Reference Test Gain (dB)	33	24	42	33
Program Selector	○**	○**	○**	○**
Local Volume Control	**	**	**	**
Telecoil	-	-	-	-
Auto Telephone Detection	-	-	-	-
Battery Size	10	10	10	10
Microphone System	omni	omni	omni	omni
RC-N Remote Control	○	○	○	○
SoundGate 3 (Bluetooth®)	○	○	○	○
SoundGate Mic	○	○	○	○
TV Adapter 2	○	○	○	○
Phone Adapter 2	○	○	○	○

○ optional

"2cc" refers to a coupler according to IEC 60318-5. "Ear simulator" refers to a coupler according to IEC 60318-4. Applied versions: IEC 60118-7:2005, IEC 60118-0:1994 and ANSI S3.22:2009.

** Push button can be programmed for volume control use



	2CC COUPLER		EAR SIMULATOR	
	CIC	IIC	CIC	IIC
OSPL 90, Peak (dB SPL)	109	109	120	119
OSPL 90, 1600 Hz (dB SPL)	101	100	109	107
HFA-OSPL 90 (dB SPL)	102	101	-	-
Full-On Gain, Peak (dB)	42	35	52	45
Full-On Gain, 1600 Hz (dB)	34	33	42	40
HFA Full-On Gain (dB)	35	33	-	-
Reference Test Gain (dB)	24	25	34	34
Program Selector	O	-	O	-
Local Volume Control	-	-	-	-
Telecoil	-	-	-	-
Auto Telephone Detection	-	-	-	-
Battery Size	10	10	10	10
Microphone System	omni	omni	omni	omni
RC-N Remote Control	-	-	-	-
SoundGate 3 (Bluetooth®)	-	-	-	-
SoundGate Mic	-	-	-	-
TV Adapter 2	-	-	-	-
Phone Adapter 2	-	-	-	-

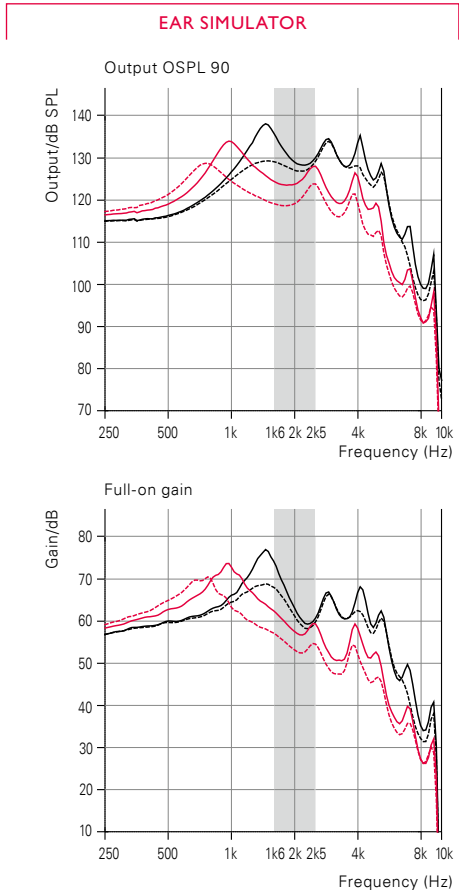
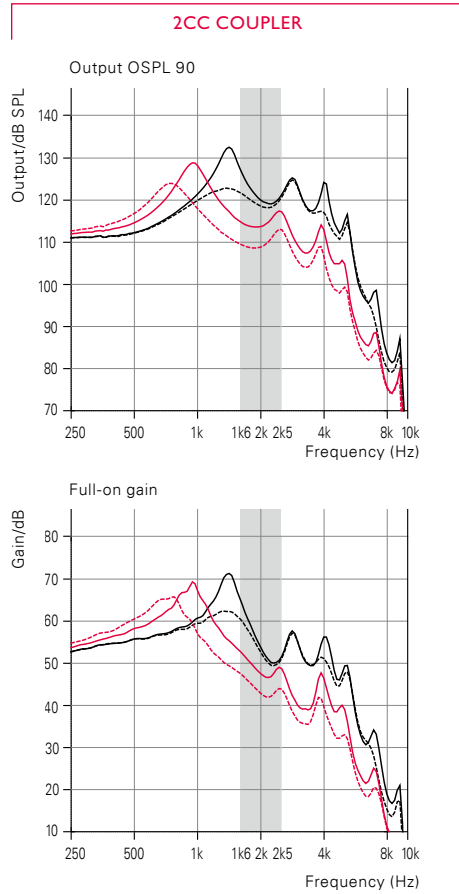
O optional

"2cc" refers to a coupler according to IEC 60318-5. "Ear simulator" refers to a coupler according to IEC 60318-4. Applied versions: IEC 60118-7:2005, IEC 60118-0:1994 and ANSI S3.22:2009.

JUNA 9|7 COMPACT POWER PLUS



- Measurements with earhook without filter
- - - Measurements with earhook with filter
- Measurements with thin tube 1.3
- - - Measurements with thin tube 0.9



	EARHOOK	SPIRA FLEX 1.3	SPIRA FLEX 0.9
OSPL 90, Peak (dB SPL)	132*	129	124
OSPL 90, 1600 Hz (dB SPL)	127	115	110
HFA-OSPL 90 (dB SPL)	123	120	113
Full-On Gain, Peak (dB)	71	70	66
Full-On Gain, 1600 Hz (dB)	65	53	48
HFA Full-On Gain (dB)	59	56	49
Reference Test Gain (dB)	48	45	38
Quiescent Current (mA)	1.1	1.1	1.1
Operating Current (mA)	1.6	1.6	1.6
Battery Size		13	
Distortion 500/800/1600 Hz (%)	<5/<4/<2	<4/<2/<2	<2/<2/<2
Frequency Range (Hz)	100 – 5600	100 – 5200	100 – 5300
Equivalent Input Noise ¹⁾ , dB(A)	21	18	22
Telecoil 1 mA/m 1600 Hz, IEC (dB SPL)	95	82	76
Telecoil HFA SPLITS (dB SPL)	100	95	90

	EARHOOK	SPIRA FLEX 1.3	SPIRA FLEX 0.9
OSPL 90, Peak (dB SPL)	138*	134*	129
OSPL 90, 1600 Hz (dB SPL)	136*	124	119
HFA-OSPL 90 (dB SPL)	–	–	–
Full-On Gain, Peak (dB)	77	74	70
Full-On Gain, 1600 Hz (dB)	74	62	57
HFA Full-On Gain (dB)	–	–	–
Reference Test Gain (dB)	61	50	45
Quiescent Current (mA)	1.1	1.1	1.1
Operating Current (mA)	1.2	1.2	1.2
Battery Size		13	
Distortion 500/800/1600 Hz (%)	<7/<5/<2	<5/<2/<2	<2/<2/<2
Frequency Range (Hz)	–	–	–
Equivalent Input Noise ¹⁾ , dB(A)	14	18	20
Telecoil 1 mA/m 1600 Hz, IEC (dB SPL)	104	91	86
Telecoil HFA SPLITS (dB SPL)	–	–	–

¹⁾ Technical data measured with expansion, corresponding to the test box measurement settings.

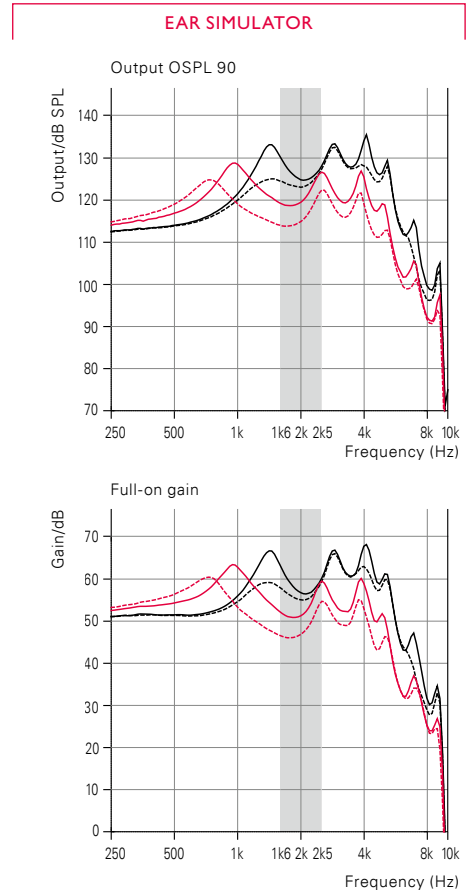
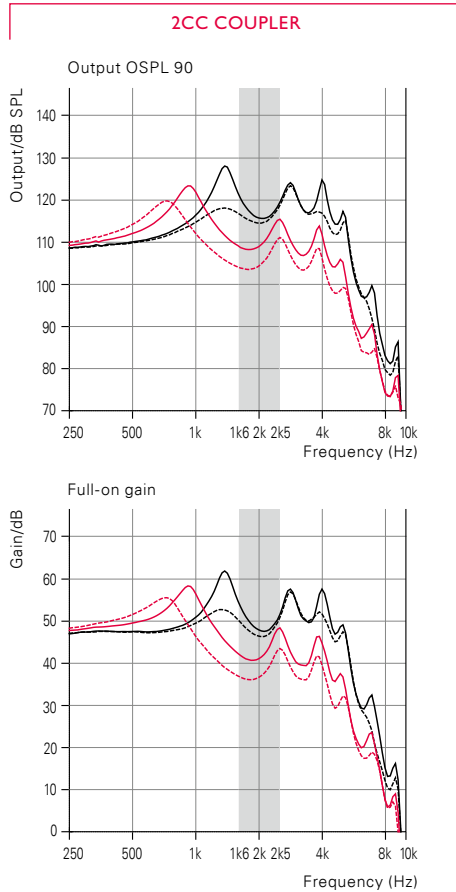
“2cc” refers to a coupler according to IEC 60318-5. “Ear simulator” refers to a coupler according to IEC 60318-4. Applied versions: IEC 60118-7:2005, IEC 60118-0:1994 and ANSI S3.22:2009.

*Special care should be taken when fitting and using a hearing instrument with maximum sound pressure capability in excess of 132 dB SPL (IEC 60318-4) since there may be a risk of impairing the remaining hearing of the hearing instrument user.

JUNA 9|7 COMPACT POWER



— Measurements with earhook without filter
 - - - Measurements with earhook with filter
 — Measurements with thin tube 1.3
 - - - Measurements with thin tube 0.9



2CC COUPLER

	EARHOOK	SPIRA FLEX 1.3	SPIRA FLEX 0.9
OSPL 90, Peak (dB SPL)	128	123	120
OSPL 90, 1600 Hz (dB SPL)	122	109	104
HFA-OSPL 90 (dB SPL)	119	115	109
Full-On Gain, Peak (dB)	62	58	55
Full-On Gain, 1600 Hz (dB)	55	42	37
HFA Full-On Gain (dB)	52	49	42
Reference Test Gain (dB)	41	38	31
Quiescent Current (mA)	1.1	1.1	1.1
Operating Current (mA)	1.2	1.2	1.2
Battery Size		13	
Distortion 500/800/1600 Hz (%)	<2/<2/<2	<2/<2/<2	<2/<2/<2
Frequency Range (Hz)	100 – 6000	100 – 5500	100 – 5800
Equivalent Input Noise ¹⁾ , dB(A)	20	17	21
Telecoil 1 mA/m 1600 Hz, IEC (dB SPL)	83	70	65
Telecoil HFA SPLITS (dB SPL)	93	92	87

EAR SIMULATOR

	EARHOOK	SPIRA FLEX 1.3	SPIRA FLEX 0.9
OSPL 90, Peak (dB SPL)	135*	129	125
OSPL 90, 1600 Hz (dB SPL)	130	119	114
HFA-OSPL 90 (dB SPL)	-	-	-
Full-On Gain, Peak (dB)	68	63	60
Full-On Gain, 1600 Hz (dB)	63	52	46
HFA Full-On Gain (dB)	-	-	-
Reference Test Gain (dB)	55	44	39
Quiescent Current (mA)	1.1	1.1	1.1
Operating Current (mA)	1.2	1.2	1.2
Battery Size		13	
Distortion 500/800/1600 Hz (%)	<4/<2/<2	<3/<2/<2	<2/<2/<2
Frequency Range (Hz)	-	-	-
Equivalent Input Noise ¹⁾ , dB(A)	18	23	24
Telecoil 1 mA/m 1600 Hz, IEC (dB SPL)	91	80	75
Telecoil HFA SPLITS (dB SPL)	-	-	-

¹⁾ Technical data measured with expansion, corresponding to the test box measurement settings.

"2cc" refers to a coupler according to IEC 60318-5. "Ear simulator" refers to a coupler according to IEC 60318-4. Applied versions: IEC 60118-7:2005, IEC 60118-0:1994 and ANSI S3.22:2009.

*Special care should be taken when fitting and using a hearing instrument with maximum sound pressure capability in excess of 132 dB SPL (IEC 60318-4) since there may be a risk of impairing the remaining hearing of the hearing instrument user.

JUNA 9|7 NANO

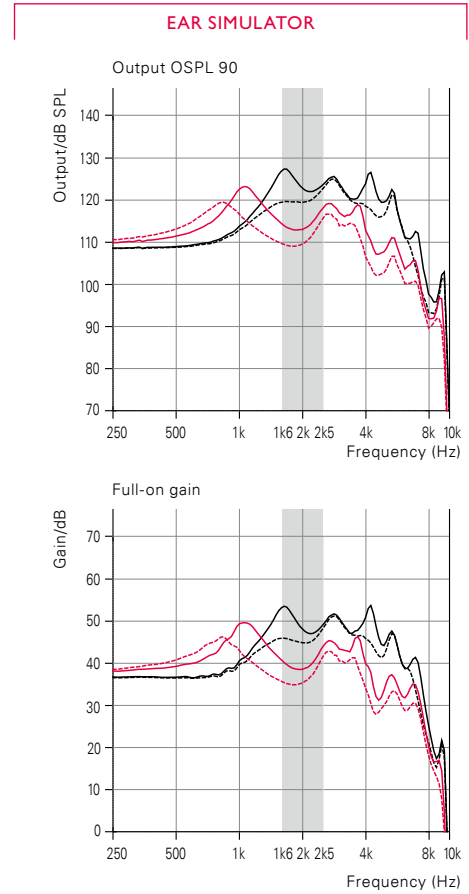
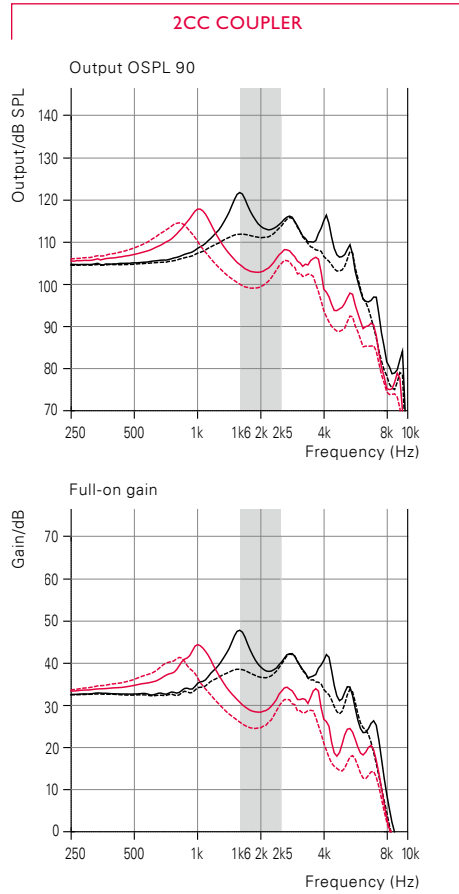


JU 9|7 N
Earhook

JU 9|7 N
Spira Flex 1.3

JU 9|7 N
Spira Flex 0.9

- Measurements with earhook without filter
- - - Measurements with earhook with filter
- Measurements with thin tube 1.3
- - - Measurements with thin tube 0.9



2CC COUPLER

	EARHOOK	SPIRA FLEX 1.3	SPIRA FLEX 0.9
OSPL 90, Peak (dB SPL)	122	118	114
OSPL 90, 1600 Hz (dB SPL)	122	105	100
HFA-OSPL 90 (dB SPL)	115	110	105
Full-On Gain, Peak (dB)	48	45	41
Full-On Gain, 1600 Hz (dB)	48	31	26
HFA Full-On Gain (dB)	41	36	31
Reference Test Gain (dB)	35	31	25
Quiescent Current (mA)	1.1	1.1	1.1
Operating Current (mA)	1.1	1.1	1.1
Battery Size	312		
Distortion 500/800/1600 Hz (%)	<2/<2/<2	<2/<2/<2	<2/<2/<2
Frequency Range (Hz)	100 – 7500	100 – 7300	100 – 7300
Equivalent Input Noise ¹⁾ , dB(A)	16	14	16

EAR SIMULATOR

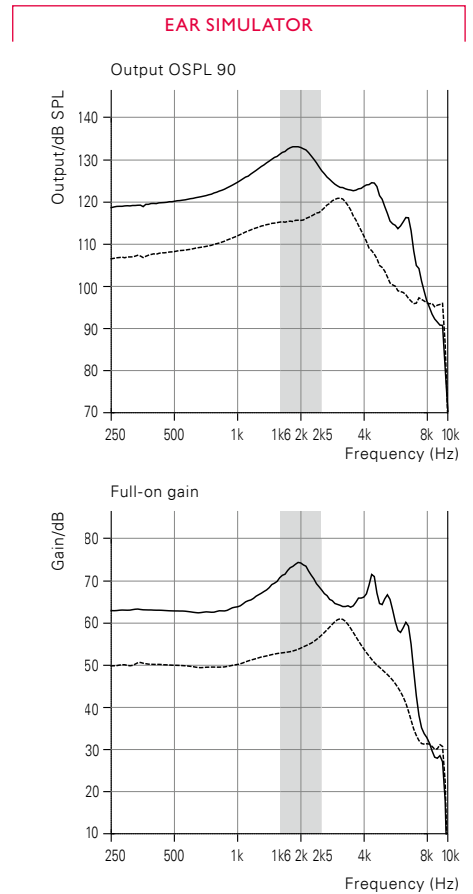
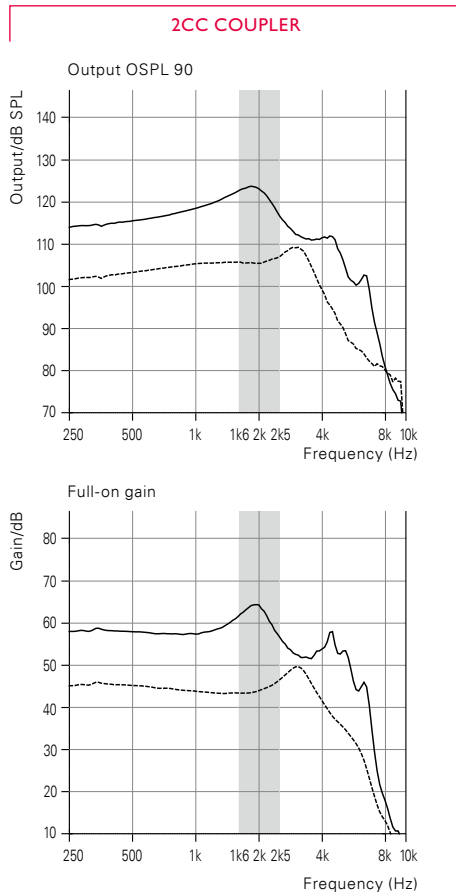
	EARHOOK	SPIRA FLEX 1.3	SPIRA FLEX 0.9
OSPL 90, Peak (dB SPL)	127	123	119
OSPL 90, 1600 Hz (dB SPL)	127	114	110
HFA-OSPL 90 (dB SPL)	–	–	–
Full-On Gain, Peak (dB)	55	50	46
Full-On Gain, 1600 Hz (dB)	53	41	36
HFA Full-On Gain (dB)	–	–	–
Reference Test Gain (dB)	46	34	29
Quiescent Current (mA)	1.1	1.1	1.1
Operating Current (mA)	1.1	1.1	1.1
Battery Size	312		
Distortion 500/800/1600 Hz (%)	<3/<2/<2	<2/<2/<2	<2/<2/<2
Frequency Range (Hz)	–	–	–
Equivalent Input Noise ¹⁾ , dB(A)	12	18	20

¹⁾ Technical data measured with expansion, corresponding to the test box measurement settings.
 "2cc" refers to a coupler according to IEC 60318-5. "Ear simulator" refers to a coupler according to IEC 60318-4.
 Applied versions: IEC 60118-7:2005, IEC 60118-0:1994 and ANSI S3.22:2009.

JUNA 9|7 NANO RITE



— Measurements with P-Speaker
 - - - Measurements with M-Speaker



2CC COUPLER

	P-SPEAKER	M-SPEAKER
OSPL 90, Peak (dB SPL)	124	109
OSPL 90, 1600 Hz (dB SPL)	122	106
HFA-OSPL 90 (dB SPL)	119	106
Full-On Gain, Peak (dB)	65	50
Full-On Gain, 1600 Hz (dB)	61	43
HFA Full-On Gain (dB)	59	45
Reference Test Gain (dB)	43	29
Quiescent Current (mA)	1.1	1.1
Operating Current (mA)	1.4	1.1
Battery Size	312	
Distortion 500/800/1600 Hz (%)	<2/<2/<2	<2/<2/<2
Frequency Range (Hz)	100 – 6900	100 – 6700
Equivalent Input Noise ¹⁾ , dB(A)	17	18
Telecoil 1 mA/m 1600 Hz, IEC (dB SPL)	88	70
Telecoil HFA SPLITS (dB SPL)	89	74

EAR SIMULATOR

	P-SPEAKER	M-SPEAKER
OSPL 90, Peak (dB SPL)	133*	121
OSPL 90, 1600 Hz (dB SPL)	131	115
HFA-OSPL 90 (dB SPL)	–	–
Full-On Gain, Peak (dB)	75	61
Full-On Gain, 1600 Hz (dB)	70	53
HFA Full-On Gain (dB)	–	–
Reference Test Gain (dB)	55	37
Quiescent Current (mA)	1.1	1.1
Operating Current (mA)	1.2	1.1
Battery Size	312	
Distortion 500/800/1600 Hz (%)	<2/<3/<2	<3/<3/<2
Frequency Range (Hz)	–	–
Equivalent Input Noise ¹⁾ , dB(A)	14	20
Telecoil 1 mA/m 1600 Hz, IEC (dB SPL)	97	80
Telecoil HFA SPLITS (dB SPL)	–	–

¹⁾ Technical data measured with expansion, corresponding to the test box measurement settings.

“2cc” refers to a coupler according to IEC 60318-5. “Ear simulator” refers to a coupler according to IEC 60318-4. Applied versions: IEC 60118-7:2005, IEC 60118-0:1994 and ANSI S3.22:2009.

*Special care should be taken when fitting and using a hearing instrument with maximum sound pressure capability in excess of 132 dB SPL (IEC 60318-4) since there may be a risk of impairing the remaining hearing of the hearing instrument user.

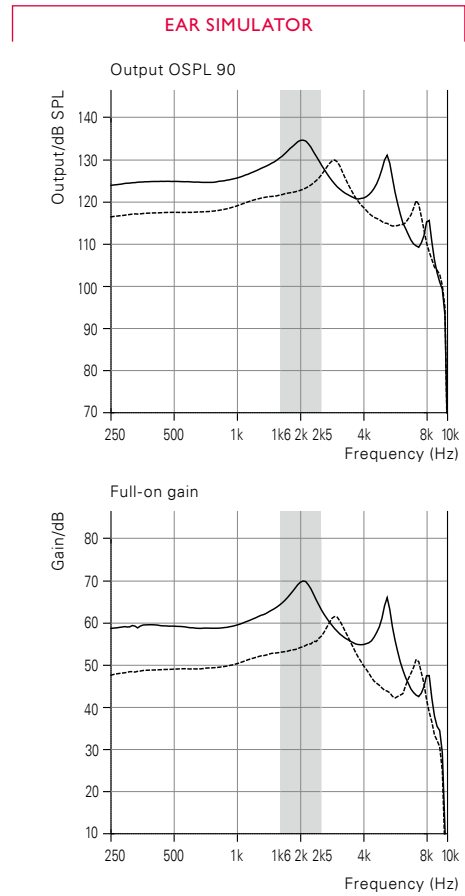
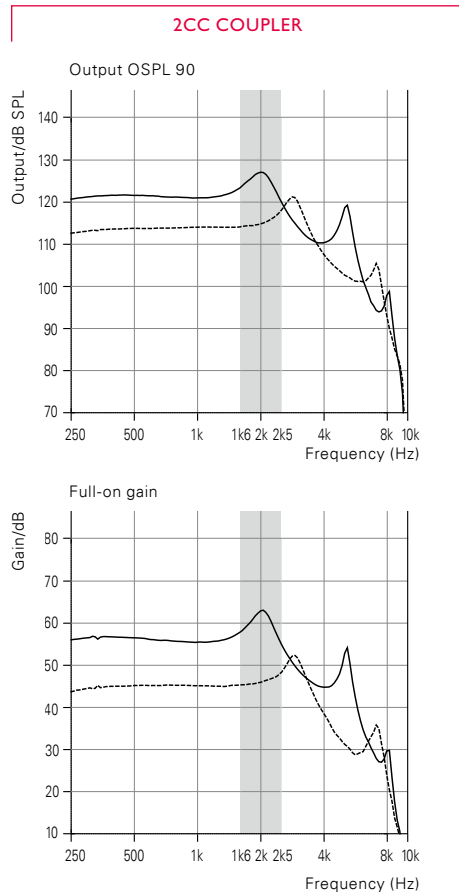


JU 9|7 ITEPD



JU 9|7 ITED

— ITEPD
- - - ITED



	2CC COUPLER		EAR SIMULATOR	
	ITEPD	ITED	ITEPD	ITED
OSPL 90, Peak (dB SPL)	127	121	135*	130
OSPL 90, 1600 Hz (dB SPL)	123	114	130	122
HFA-OSPL 90 (dB SPL)	121	115	-	-
Full-On Gain, Peak (dB)	63	52	70	61
Full-On Gain, 1600 Hz (dB)	58	45	64	53
HFA Full-On Gain (dB)	56	46	-	-
Reference Test Gain (dB)	44	38	54	46
Quiescent Current (mA)	1.1	1.1	1.1	1.2
Operating Current (mA)	1.3	1.3	1.2	1.2
Battery Size	13		13	
Distortion 500/800/1600 Hz (%)	<2/<2/<2	<2/<2/<2	<2/<2/<2	<2/<2/<2
Frequency Range (Hz)	100 – 6100	100 – 7900	-	-
Equivalent Input Noise ¹⁾ , dB(A)	20	18	18	19
Telecoil 1 mA/m 1600 Hz, IEC (dB SPL)	87	78	93	85
Telecoil HFA SPLITS (dB SPL)	101	97	-	-

¹⁾ Technical data measured with expansion, corresponding to the test box measurement settings.

“2cc” refers to a coupler according to IEC 60318-5. “Ear simulator” refers to a coupler according to IEC 60318-4. Applied versions: IEC 60118-7:2005, IEC 60118-0:1994 and ANSI S3.22:2009.

*Special care should be taken when fitting and using a hearing instrument with maximum sound pressure capability in excess of 132 dB SPL (IEC 60318-4) since there may be a risk of impairing the remaining hearing of the hearing instrument user.



JU 9|7 ITCPD

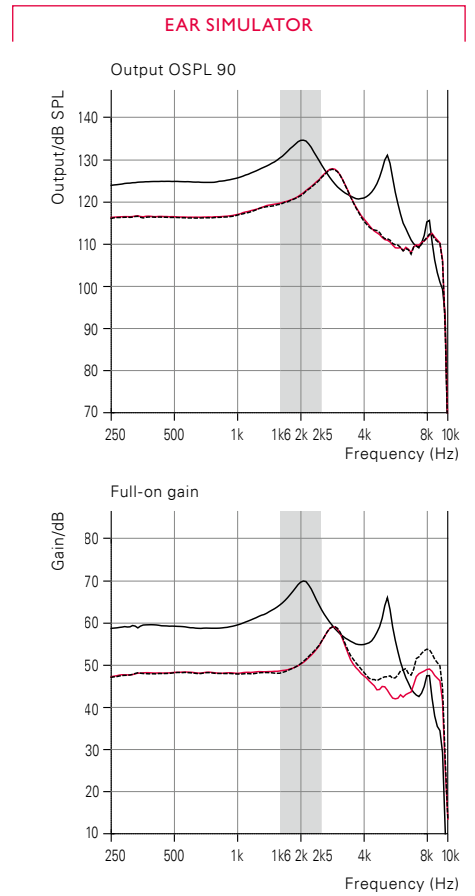
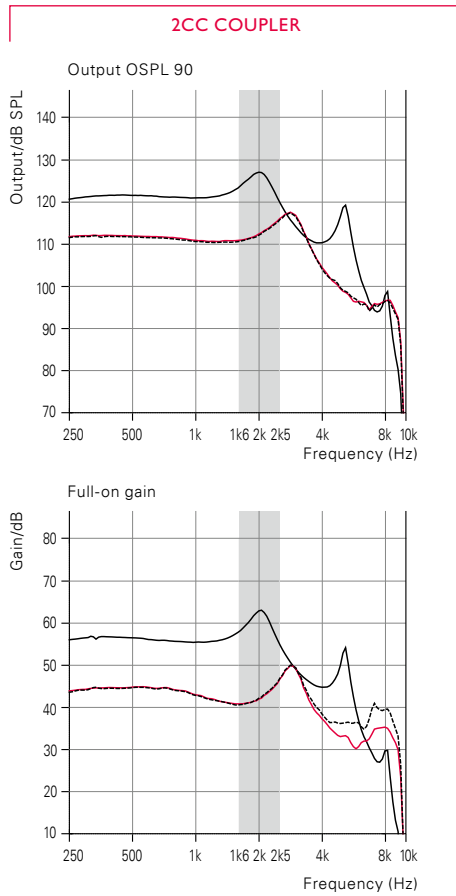


JU 9|7 ITCD



JU 9|7 ITC

— ITCPD
 - - - ITCD
 — ITC



	2CC COUPLER			EAR SIMULATOR		
	ITCPD	ITCD	ITC	ITCPD	ITCD	ITC
OSPL 90, Peak (dB SPL)	127	117	117	135*	128	128
OSPL 90, 1600 Hz (dB SPL)	123	111	111	130	119	120
HFA-OSPL 90 (dB SPL)	121	112	113	-	-	-
Full-On Gain, Peak (dB)	63	50	50	70	59	59
Full-On Gain, 1600 Hz (dB)	58	40	40	64	48	49
HFA Full-On Gain (dB)	56	43	43	-	-	-
Reference Test Gain (dB)	44	35	35	54	41	42
Quiescent Current (mA)	1.1	1.1	0.8	1.1	1.1	0.8
Operating Current (mA)	1.3	1.2	0.9	1.2	1.1	0.8
Battery Size		312			312	
Distortion 500/800/1600 Hz (%)	<2/<2/<2	<2/<2/<2	<2/<2/<2	<2/<2/<2	<2/<2/<2	<2/<2/<2
Frequency Range (Hz)	100-6100	100-9700	100-9700	-	-	-
Equivalent Input Noise ¹⁾ , dB(A)	20	19	20	18	23	23
Telecoil 1 mA/m 1600 Hz, IEC (dB SPL)	87	71	71	93	79	80
Telecoil HFA SPLITS (dB SPL)	101	91	91	-	-	-

¹⁾ Technical data measured with expansion, corresponding to the test box measurement settings.

"2cc" refers to a coupler according to IEC 60318-5. "Ear simulator" refers to a coupler according to IEC 60318-4. Applied versions: IEC 60118-7:2005, IEC 60118-0:1994 and ANSI S3.22:2009.

*Special care should be taken when fitting and using a hearing instrument with maximum sound pressure capability in excess of 132 dB SPL (IEC 60318-4) since there may be a risk of impairing the remaining hearing of the hearing instrument user.



JU 9|7 CICP



JU 9|7 CICx

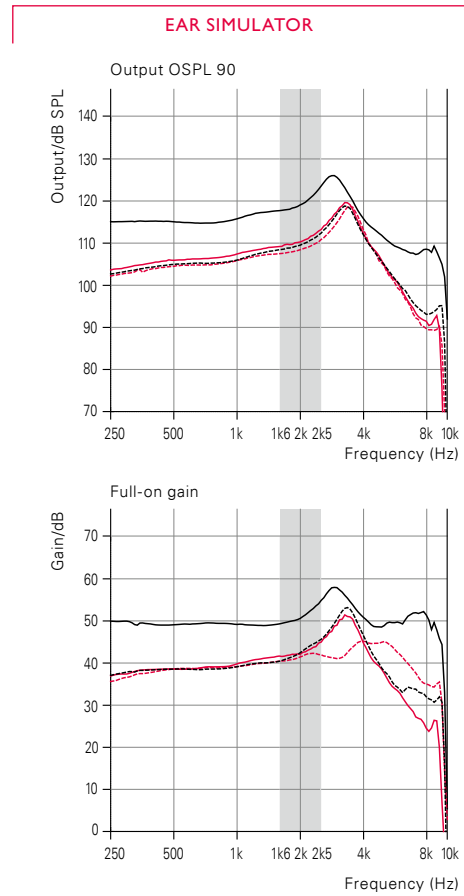
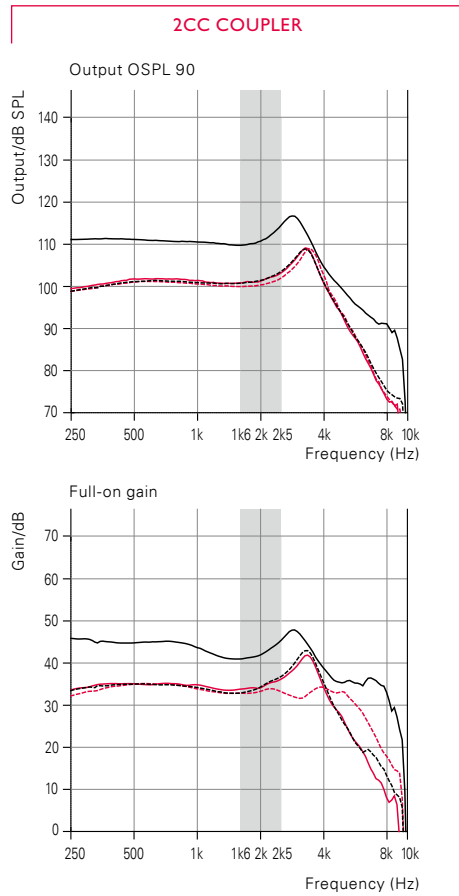


JU 9|7 CIC



JU 9 IIC

- CICP
- - - CICx
- CIC
- - - IIC



	CICP	CICx	CIC	IIC
OSPL 90, Peak (dB SPL)	117	109	109	109
OSPL 90, 1600 Hz (dB SPL)	110	101	101	100
HFA-OSPL 90 (dB SPL)	112	102	102	101
Full-On Gain, Peak (dB)	48	43	42	35
Full-On Gain, 1600 Hz (dB)	41	33	34	33
HFA Full-On Gain (dB)	43	35	35	33
Reference Test Gain (dB)	33	24	24	25
Quiescent Current (mA)	1.0	1.0	0.7	0.8
Operating Current (mA)	1.1	1.1	0.8	0.9
Battery Size	10			
Distortion 500/800/1600 Hz (%)	<2/<2/<2	<2/<2/<2	<2/<2/<2	<2/<2/<2
Frequency Range (Hz)	100 – 9400	100 – 7900	100 – 6700	100 – 9400
Equivalent Input Noise ¹⁾ , dB(A)	20	22	21	20

	CICP	CICx	CIC	IIC
OSPL 90, Peak (dB SPL)	126	119	120	119
OSPL 90, 1600 Hz (dB SPL)	118	108	109	107
HFA-OSPL 90 (dB SPL)	–	–	–	–
Full-On Gain, Peak (dB)	58	53	52	45
Full-On Gain, 1600 Hz (dB)	49	40	42	40
HFA Full-On Gain (dB)	–	–	–	–
Reference Test Gain (dB)	42	33	34	34
Quiescent Current (mA)	1.0	1.0	0.7	0.8
Operating Current (mA)	1.1	1.0	0.8	0.8
Battery Size	10			
Distortion 500/800/1600 Hz (%)	<2/<2/<2	<3/<3/<2	<2/<2/<2	<2/<2/<3
Frequency Range (Hz)	–	–	–	–
Equivalent Input Noise ¹⁾ , dB(A)	22	25	24	21








¹⁾ Technical data measured with expansion, corresponding to the test box measurement settings.

“2cc” refers to a coupler according to IEC 60318-5. “Ear simulator” refers to a coupler according to IEC 60318-4.

Applied versions: IEC 60118-7:2005, IEC 60118-0:1994 and ANSI S3.22:2009.

	JUNA 9	JUNA 7
SIGNAL PROCESSING		
ChannelFree™	●	●
Speech Cue Priority™	●	●
Frequency Composition™	●	●
Frequency Bandwidth	10 kHz	10 kHz
LISTENING COMFORT		
Adaptive Noise Reduction Plus (ANR Plus)	5 ctr	4 ctr
ANR Plus Ultra Comfort	●	–
Transient Noise Reduction	●	●
Adaptive Feedback Canceller Plus	●	●
Wind Noise Monitor	●	●
Environment Optimizer	1/4	1/1
Advanced Soft Noise Management	●	●
Reverb Reduction	●	–
i-VC	●	●
BINAURAL SYNCHRONIZATION		
VC, Program Change	●	●
Environment Classification	●	●
Non-Telephone Ear Attenuation (Auto-T)	●	●
ENTERTAINMENT		
Live Music Program	●	●
Cinema Program	●	●
DIRECTIONALITY CONTROLS		
Adaptive Directionality	●	●
Adaptive High-Frequency Directionality	●	–
True Directionality™	●	–
CONVENIENCE FEATURES		
VC Clicks	●	●
Mute Via Push Button	●	●
Configurable Start-Up Delay	●	●
INDIVIDUALIZATION		
Program Options/Memories	16/4	15/4
Adaptivity Control	●	–
Data Logging & Data Learning	●	●
VC Learning Limits	●	–
Smart VC	●	–
Language Specific Targets	●	●
REMfit™	●	●
Client Interactive	●	●
Comfort in Airplane Program	●	–
WIRELESS / ACCESSORIES (OPTIONAL)		
RC-N	●	●
SoundGate 3 (Bluetooth®)	●	●
SoundGate Mic (with SoundGate 3)	●	●
TV / Phone Adapter 2	●	●
FM / DAI Adapter (CPx/CP BTE only)	●	●

ACCESSORIES

PRODUCT	DESCRIPTION	PART NUMBER	
RC-N Remote Control	Discreet device for volume and program adjustment	139772	
SoundGate 3 (Bluetooth®)	Interface for wireless communication, remote control. With telecoil.	144604	
SoundGate Mic	Clip-on microphone that enhances speech understanding of a chosen speaker's voice (requires SoundGate 3)	145645	
TV Adapter 2 (Bluetooth®)	Enables wireless reception of TV audio signals	127847	
Phone Adapter 2 (Bluetooth®)	Enables wireless reception of landline phone calls	124396 (EU) 130976 (JP) 130977 (KR) 130978 (NZ) 130979 (US) 130980 (ZA) 130981 (AU) 130982 (BR) 130983 (CN) 131571 (RU)	
DAI Adapter	For Juna CPx/CP BTE	399-50-521-00	
FM Adapter	For Juna CPx/CP BTE	399-50-591-00	

PRODUCT	DESCRIPTION	PART NUMBER
Spira Flex Fitting Kit	Containing all Spira Flex parts. Upgraded with Power Dome and vented domes.	890-80-060-00
Upgrade Kit for Spira Flex	Containing domes and parts to upgrade the Spira Flex Fitting Kit	122220
M-Speaker Kit	For Nano RITE	119979
P-Speaker Kit	For Nano RITE	119978



ACOUSTIC OPTIONS

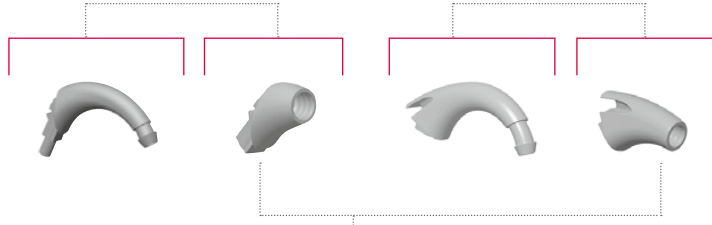
Compact Power BTEs



Nano BTE



Nano RITE



P-Speaker



M-Speaker



Thin tube 1.3 mm



Thin tube 0.9 mm



Instant



Instant



Custom

Canal Mold



Custom Tip



Instant

Tulip Dome



Dome, Small Vent



Power Dome



Open Dome



Dome, Large Vent



Custom

Power Mold



Custom

Micro Mold



Lite Tip



BTE AND CUSTOM INSTRUMENT COLORS

All BTE colors are available for all four BTE styles.



IIC is available in black only.

All other custom hearing instruments are available in the four colors shown below.



PROGRAMMING EQUIPMENT

Juna 9|7 are programmed with Bernafon Oasis, version 20.0 or higher, a NOAH compatible MS-Windows® based PC-fitting software. NOAH with a HI-PRO, HI-PRO 2, NOAHlink, EXPRESSlink³, or nEARcom programming interface is required.

Operating system

Windows® 8.1, 32/64 bit, all editions
 Windows® 8, 32/64 bit, all editions
 Windows® 7, 32/64 bit, all editions
 Windows® Vista, 32/64 bit, all editions
 Windows® XP SP3

Noah

Noah 4.4
 Noah 4.3 (minimum for Windows® 8)
 Noah 4
 Noah 3.7 (minimum for Windows® 7)
 Noah 3.6.1 (minimum for Windows® Vista)
 Noah 3.5.2

ACCESSORIES	DESCRIPTION	PART NUMBER
Prog. cable, Nr. 2 New standard (HI-PRO)	Blue, left	384-20-033-00
Prog. cable, Nr. 2 New standard (HI-PRO)	Red, right	384-20-032-00
Prog. cable, Nr. 2 New standard (NOAHlink)	Blue, left	384-20-035-00
Prog. cable, Nr. 2 New standard (NOAHlink)	Red, right	384-20-034-00
Programming Adapter	For CPx/CP	399-50-640-00
FlexConnect Mini	For custom instruments	117468

Manufacturer

Switzerland

Bernafon AG
Morgenstrasse 131
3018 Bern
Phone +41 31 998 15 15
Fax +41 31 998 15 90

Australia

Bernafon Australia Pty Ltd.
629 Nudgee Road
Nundah QLD 4012
Freecall 1800 809 111
Phone +61 7 3250 0300
Fax +61 7 3250 0372

New Zealand

Bernafon New Zealand Ltd.
Level 1, Building F
27-29 William Pickering Drive
Albany, Auckland 0632
Toll Free 0800 44 22 57
Phone +64 9 415 7917
Fax +64 9 415 7916

United Kingdom

Bernafon UK
Cadzow Industrial Estate
Off Low Waters Road
Hamilton
ML3 7QE Scotland
Phone +44 1698 285 968
Fax +44 1698 421 456

SWISS 
Engineering

www.bernafon.com

bernafon 
Your hearing • Our passion